





Club Health Assessment for District A 4 through January 2026

			Status	Membership						Reports				Finance	LCIF			
Club Number	Club Name	Charter Date	Times in Status Quo in Past 2 Years	Current Member Count **	YTD Members Added	YTD Members Dropped	YTD Net Growth% ***	Member Count 1 Year Ago	Dropped Members Avg.Length of Service	Months Since Membership Update	Current Officers Reported ****	Current President Repeated Term	VP Reported *****	Last Date Reported Service (mm/yyyy)	Account Balance	YTD Donations		
Clubs more than two years old																		
29473	1000 ISLANDS DISTRICT	06/13/1974	Active	13	1	1	0.00%	13	46	1	Y	4	R	06/2014	90+ Days	\$2,159.83		
14627	ALEXANDRIA	10/20/1953	Active	22	6	1	29.41%	18	1	0	Y	3	R	01/2026				
14628	ALMONTE	03/14/1947	Active	11	2	0	22.22%	11		2	Y	2	R	06/2025				
14629	ARNPRIOR	06/18/1946	Active	40	9	4	14.29%	36	16	2	Y		N	12/2025				
14584	ATHENS	05/03/1961	Active	45	1	2	-2.17%	47	11	0	Y	2	R	11/2025				
14669	AYLMER	06/15/1970	Active	16	6	2	33.33%	23	1	0	Y	6		02/2021				
38300	BARRHAVEN	04/11/1980	Active	28	3	5	-6.67%	28	11	1	Y		N	08/2022		\$425.83		
14630	BEACHBURG	03/23/1953	Active	19	1	1	0.00%	17	38	2	Y		N	01/2026		\$35.49		
Exc Award (06/30/2022, 06/30/2023)																		
14590	BROCKVILLE	03/23/1939	Active	12	3	3	0.00%	16	12	2	Y		IP	12/2025		90+ Days	\$709.71	
14666	BRYSON	11/09/1951	Active	20	9	0	81.82%	12		3	Y		N	01/2017				
Exc Award (06/30/2019)																		
14667	BUCKINGHAM	10/10/1934	Active	40	1	1	0.00%	45	2	0	Y		N	01/2018				
Exc Award (06/30/2018)																		
14631	CALABOGIE	02/18/1952	Active	45	8	1	18.42%	31	12	0	Y		IP	12/2025				
Exc Award (06/30/2018, 06/30/2019)																		
97703	CANTLEY	09/08/2006	Active(2)	1	0	0	0.00%	3		7	N	None		03/2023				
14632	CARLETON PLACE	11/13/1963	Active	17	5	3	13.33%	15	5	0	Y	3		03/2019				
14633	CHALK RIVER & AREA L C	10/24/1973	Active	24	0	1	-4.00%	24	1	0	Y	3	N		90+ Days		\$464.19	
44534	CHAPEAU & DIST	01/30/1985	Active	17	0	1	-5.56%	18	18	3	Y	17	R					
47575	CHESTERVILLE & DIST	06/29/1987	Active	12	3	2	9.09%	10	20	4	Y			10/2025				
14634	CLARENCE CREEK	02/04/1970	Active	21	0	0	0.00%	21		21	Y	2	R	06/2025				
14635	CORNWALL	03/19/1940	Active	28	2	0	7.69%	28		0	Y	4	N	11/2023				
34637	CORNWALL TOWNSHIP	11/17/1977	Active	14	0	3	-17.65%	17	7	0	Y	7	R	01/2026				
14636	CUMBERLAND	10/04/1967	Active	20	1	0	5.26%	20		2	Y			04/2025				
Exc Award (06/30/2021, 06/30/2022)																		
14637	DOUGLAS	12/19/1947	Active	11	0	1	-8.33%	12	2	4	Y	10		03/2018				
14595	ELGIN	03/02/1949	Active	28	0	0	0.00%	33		7	Y		N	03/2024				




Club Health Assessment for District A 4 through January 2026

			Status	Membership						Reports				Finance	LCIF	
Club Number	Club Name	Charter Date	Times in Status Quo in Past 2 Years	Current Member Count **	YTD Members Added	YTD Members Dropped	YTD Net Growth% ***	Member Count 1 Year Ago	Dropped Members Avg.Length of Service	Months Since Membership Update	Current Officers Reported ****	Current President Repeated Term	VP Reported *****	Last Date Reported Service (mm/yyyy)	Account Balance	YTD Donations
Exc Award (06/30/2019)																
14638	FINCH DISTRICT L C	11/25/1968	Active	14	0	0	0.00%	14		3	Y	2	R	09/2022		\$357.73
14597	GANANOQUE	03/07/1939	Active	38	1	2	-2.56%	44	2	4	Y			09/2025		
Exc Award (06/30/2017, 06/30/2018, 06/30/2024)																
14639	GLOUCESTER	10/16/1968	Active	25	0	0	0.00%	28		7	Y		N	12/2023		\$715.46
48099	GREELY	02/10/1988	Active	26	2	1	4.00%	24	1	3	Y		N	12/2025		\$1,502.74
Exc Award (06/30/2016)																
125006	Ingleside/Long Sault Lost Villages	05/29/2015	Active	13	1	1	0.00%	15	10	2	Y	9	R	10/2025		
Exc Award (06/30/2017)																
14640	IROQUOIS-MATILDA L C	03/19/1947	Active	39	2	8	-13.33%	46	12	0	Y			09/2025		\$3,276.27
Exc Award (06/30/2020, 06/30/2022, 06/30/2023, 06/30/2024)																
33430	KANATA HAZELDEAN L C	03/14/1977	Active	50	6	5	2.04%	45	4	0	Y		R	10/2025		
Exc Award (06/30/2019, 06/30/2023, 06/30/2024, 06/30/2025)																
14641	KEMPTVILLE	01/22/1958	Active	29	1	1	0.00%	28	3	4	Y		N	04/2025		\$100.00
14642	KILLALOE & AREA	07/12/1948	Active	29	3	6	-9.38%	32	5	1	Y	4	R	01/2026		\$1,434.11
36891	LEFAIVRE	04/11/1979	Active	27	1	1	0.00%	26	0	6	Y		N	01/2026		
Exc Award (06/30/2024)																
14670	LOW & DISTRICT L C	01/30/1973	Active	11	0	0	0.00%	11		7	N	None		05/2018		\$71.81
14606	MADAWASKA VALLEY	06/29/1953	Active	9	1	0	12.50%	8		6	Y	14	R	12/2015		
14643	MAXVILLE & DISTRICT L C	01/15/1964	Active	20	0	0	0.00%	20		15	Y	2	R	03/2024	90+ Days	
14644	MERRICKVILLE	07/29/1954	Active	31	0	1	-3.13%	28	8	2	Y	2	R	01/2026		\$3,548.55
Exc Award (06/30/2022, 06/30/2023, 06/30/2024)																
14645	METCALFE DISTRICT	10/26/1959	Active	18	0	2	-10.00%	19	13	1	Y		N	01/2026		\$303.26
Exc Award (06/30/2019)																
14646	MORRISBURG & DISTRICT L C	11/16/1949	Active	35	5	0	16.67%	31		2	Y	4	N	07/2025		
40754	MOUNTAIN TOWNSHIP & DISTRICT	01/27/1982	Active	31	2	1	3.33%	29	29	1	Y		N	06/2025		\$660.65
Exc Award (06/30/2019, 06/30/2022)																
14647	NAVAN	12/12/1951	Active	18	2	0	12.50%	20		2	Y	2	R	01/2026		\$1,174.02



Club Health Assessment for District A 4 through January 2026

			Status	Membership						Reports				Finance	LCIF	
Club Number	Club Name	Charter Date	Times in Status Quo in Past 2 Years	Current Member Count **	YTD Members Added	YTD Members Dropped	YTD Net Growth% ***	Member Count 1 Year Ago	Dropped Members Avg.Length of Service	Months Since Membership Update	Current Officers Reported ****	Current President Repeated Term	VP Reported *****	Last Date Reported Service (mm/yyyy)	Account Balance	YTD Donations
14650	Orléans	05/04/1970	Active	31	2	0	6.90%	35		1	Y		R	01/2026		\$646.51
	Exc Award (06/30/2024)															
14651	OTTAWA VANIER	05/16/1922	Active	14	0	0	0.00%	16		0	Y		N	10/2025		\$1,647.50
	Exc Award (06/30/2024)															
50191	PALMER RAPIDS & AREA	02/13/1990	Active	18	1	0	5.88%	16		4	Y	2	R	01/2026		\$35.90
14655	PEMBROKE-PETAWAWA	05/28/1951	Active	8	3	2	14.29%	7	37	1	Y	6	R	01/2026		\$362.20
14656	PERTH	10/19/1953	Active	26	0	1	-3.70%	34	45	2	Y		N	12/2022		
	Exc Award (06/30/2016, 06/30/2017)															
145924	Perth Tay Lioness	05/07/2021	Active	23	5	0	27.78%	18		2	Y		IP	01/2026		
14673	PONTIAC	12/04/1946	Active	18	4	0	28.57%	14		2	Y					
39622	PRESCOTT & DIST	03/24/1981	Active	7	0	2	-22.22%	8	34	0	N	None	N	08/2019		\$438.69
14674	QUYON	04/18/1967	Active	12	0	0	0.00%	12		7	Y	2	R	10/2022		
14658	RENFREW	09/18/1940	Active	8	4	1	60.00%	6	52	0	Y	2		01/2026		\$101.11
14659	RICHMOND DISTRICT	02/17/1964	Active	25	1	1	0.00%	27	2	2	Y	3	R	12/2019		
	Exc Award (06/30/2021)															
14660	RUSSELL	05/06/1947	Active	31	1	0	3.33%	30		0	Y		N	08/2025		\$86.47
	Exc Award (06/30/2019, 06/30/2024)															
39356	SEELEY'S BAY & DISTRICT	01/30/1981	Active	20	2	0	11.11%	17		0	Y		N	11/2025		
	Exc Award (06/30/2019, 06/30/2021)															
14675	SHAWVILLE	10/17/1949	Active	30	2	1	3.45%	27	7	3	Y	2	R			
14662	SMITHS FALLS	03/04/1940	Active	7	3	1	40.00%	5	2	0	Y	3		12/2025		
14663	STITTSVILLE DISTRICT	06/03/1964	Active	26	0	0	0.00%	24		5	Y		N	11/2025		\$2,644.55
	Exc Award (06/30/2018)															
14664	VANKLEEK HL&DIST L C	06/29/1973	Active	11	0	0	0.00%	12		4	Y	3	N	01/2026		
	Exc Award (06/30/2023, 06/30/2024)															
14625	WESTPORT	02/12/1946	Active	29	0	0	0.00%	31		7	N		N	01/2026		\$724.40
	Exc Award (06/30/2023)															
14665	WINCHESTER	03/06/1968	Active	31	0	3	-8.82%	31	3	2	Y		N	01/2026		\$73.09

Clubs Cancelled Previous Fiscal Year – Clubs Cancelled within last 12 months may be reinstated

Club Number	Club Name	Charter Date	Current Status*	Cancellation Date
-------------	-----------	--------------	-----------------	-------------------



Club Health Assessment for District A 4 through January 2026

INTERNATIONAL

Club Number	Club Name	Charter Date	Status	Membership						Reports				Finance	LCIF				
			Times in Status Quo in Past 2 Years	Current Member Count **	YTD Members Added	YTD Members Dropped	YTD Net Growth***	Member Count 1 Year Ago	Dropped Members Avg.Length of Service	Months Since Membership Update	Current Officers Reported ****	Current President Repeated Term	VP Reported *****	Last Date Reported Service (mm/yyyy)	Account Balance	YTD Donations			
56549	GLOUCESTER NORTH	02/20/1995	Cancelled(6*)	06/29/2025															
Current Total Clubs Count	YTD New Clubs Count	YTD Cancelled Clubs Count	YTD Net Club Gain	Current Total Members Count	YTD Add	YTD Drop	YTD Net Growth	Member Count 12 Months Ago	Average Member Count Per Club	% of Clubs with less than 20 members	% No Officer Report in 12 Months	% of Clubs with balance 90+ days	Number of Clubs in Status Quo	% Status Quo Clubs in Financial Suspension	Number of Cancelled Clubs	Average Cancelled Club Age	Members Lost Due to Cancellation	% of Clubs Cancelled for Non-Financial Reasons	
60	0	0	0	1,342	116	73	43	3.31%	1,336	22	43%	2%	7%	0	0%	0	0	0	0%

* - P - Priority Club. Cancellation Reasons: 1-Objectives/conduct, 2-Non-active club, 5-Non-existing club, 6-Disbanding, 7-Merger, 8-Financial Suspension, 9-District/Multiple District Dues.

** Red denotes below 15 active members.

*** Red denotes 20% + loss.

**** Y - all 3 (President, Secretary, Treasurer) club officers reported, N - not all 3 reported.

***** Abbreviation: N-New, IP-Immediate Past, R-Repeat.